



**YOUTH ARE NOT ALONE**

**TRAINING COURSE**

**RECOARO TERME [VI] ITALY  
JULY 25 - AUGUST 01, 2019**

**INFOPACK**

# PARTNERS



**STUDIO PROGETTO SOC. COOP. SOC.**



**YOPA**



**GENCLIK VE DEGISM DERNEGI**



**BEYOND THE BARRIERS**



**GRADUATES ASSOCIATION OF YSULS**



**EUROPE WITHOUT BORDERS ADVIT**



**YOUTHFULLY YOURS SR**



**INSTITUTE OF UKRAINIAN STUDIES**



**MOMENTUM WORLD CIC**



**JYIF**



**YOUTH ASSOCIATION DRONI**



**ASSOCIATION PEL**

# DEAR PARTICIPANTS,

**Welcome to the TC "Youth Are Not Alone" in  
Recoaro Terme (VI) - ITALY.**

**Here you can find all the useful information that  
you need to reach us and to fully enjoy this week.**

**If after acquaintance with this document, you  
would have any other questions, don't hesitate to  
contact us. In addition, please to keep in contact  
and let us know when you are arriving at Recoaro  
Terme.**

**Best wishes and see you soon,**


## OUR PROJECT TEAM



**ANDREA**



**MARA**



**ENDRE**



**ALESSANDRA**

## CONTACTS:

**ANDREA - [ANDREA.RILIEVO@STUDIOPROGETTO.ORG](mailto:ANDREA.RILIEVO@STUDIOPROGETTO.ORG) — MOBILE 0039 335 329552**

**ALESSANDRA - [PROGETTAZIONE@STUDIOPROGETTO.ORG](mailto:PROGETTAZIONE@STUDIOPROGETTO.ORG) — MOBILE 0039 335329542**



# DESCRIPTION

The overall aim of the training course is to train youth workers, youth leaders being able to set up youth social enterprises based on The UN Convention on the Rights of the Child and its 4 principles such as survival, protection, development and participation in order to support the cooperation among young people with refugees/migrants background and local young people. To strengthen and support coherent approaches to unaccompanied migrant children and young people in the frame of youth work and European cooperation.

## THE METHODOLOGY OF THE TRAINING COURSE

THE CONVENTION OF THE RIGHTS OF THE CHILD BY UNICEF

THE UNESCO'S FOUR PILLARS OF EDUCATION

HOW TO CO-PLAN AND DESIGN COMMUNITY-BASED PROJECTS THROUGH CHILD RIGHTS-BASED APPROACH, ANALYTICAL STEPS AND LOGICAL FRAMEWORK PLANNING

HOW TO UNDERTAKE A “CHILD RIGHT BASED ANALYSIS”

PROJECT CYCLE MANAGEMENT (EU COMMISSION)

YOUTH WORK AND CHILD PROTECTION IN EUROPEAN CONTEXT



# FINANCIAL CONDITIONS

The food and accommodation will be provided and paid by the organizers. Travels costs will be counted based on the distance calculator of European Commission and reimbursed by bank transfer after the course (in Euros €).

Participation fee is 30 euros.

## REIMBURSEMENT

TURKEY 360EU/140 VISA	ALBANIA 275EU
HUNGARY 275EU	ARMENIA 360EU/70EU VISA
MOLDOVA 275EU	GEORGIA 360EU/75EU VISA
SLOVAKIA 275EU	JORDAN 360EU/30EU VISA
UKRAINE 275EU	MACEDONIA 275EU
UNITED KINGDOM 275EU	ITALY (NON REIMBURSABLE)

\*THE PRICE OF THE REIMBURSEMENT IS FOR 1 PERSON, EVERY COUNTRY HAS TO PROVIDE 2 PARTICIPANTS PER GROUP, EXCEPT HUNGARY, WHO IS OBLIGED TO PROVIDE A GROUP OF 4

**YOU WILL RECEIVE BACK YOUR TRAVEL COSTS UP TO THE AMOUNT STATED BY THE EUROPEAN COMMISSION ACCORDING TO THE DISTANCE BAND, BY GIVING US ALL YOUR TICKETS AND BILLS RELATED TO THE TRAVEL. THE REIMBURSEMENT WILL BE PAID ONLY BY BANK TRANSFER AFTER RECEIVING ALL THE ORIGINAL TICKETS. BE AWARE THAT, AS WRITTEN IN THE REGISTRATION FORM, THERE IS 30 EUR PARTICIPATION FEE! DURING THE SEMINAR WE WILL PLAN A MEETING TO BETTER EXPLAIN THE PROCEDURE WE ADOPT FOR REIMBURSEMENT.**

**THE REIMBURSEMENT WILL BE PAID ONLY BY BANK TRANSFER AFTER RECEIVING ALL THE ORIGINAL TICKETS.**

## **HOW TO REACH THE HOTEL WHERE THE TRAINING COURSE WILL TAKE PLACE?**

**The training course will take place in a Hotel at Recoaro Terme, North of Italy. Here we will provide you all the information about how to get there and as well a list of the nearest airports.**

**Once you arrive to one of this airports, to reach Recoaro Terme you need to get first to Vicenza, and then take a bus there. So, let's make it simple and divide your trip in 3 fundamental steps:**

**Get to Vicenza from the airport,  
Get to Recoaro's bus station from Vicenza,  
And finally get to the Hotel Trettenero from Recoaro's bus station.**

**The nearest airports are:**

**Milano MALPENSA [www.milanomalpensa-airport.com/it](http://www.milanomalpensa-airport.com/it)**

**Milano BERGAMO [www.sacbo.it/Airpor/portalProcess.jsp](http://www.sacbo.it/Airpor/portalProcess.jsp)**

**VENICE [www.veniceairport.it](http://www.veniceairport.it)**

**VERONA [www.aeroporto.verona.it/passeggeri\\_t5](http://www.aeroporto.verona.it/passeggeri_t5)**

**TREVISO [www.trevisoairport.it](http://www.trevisoairport.it)**

# MALPENSA



From MALPENSA airport you have to take the Malpensa express, the train goes to Milano Centrale (railway station) 20 times every days. The ticket costs 12€ one way (return ticket 18€ with 30 days validity). You can check the timetable and you can also buy it on line at this website <http://www.malpensaexpress.it/en/> choose „on-line ticket“ from „Milano Aeroporto“ to „Milano Centrale“.

Then you will take a train from Milano to Vicenza. There are trains from Milano to Vicenza every hour, anyway you can check the site of the Italian railway station, there is an English version, so it will not be difficult for you. The site is: <http://www.trenitalia.com/> Prices go from 14,30€ up to 28,00€... The regional trains are cheaper than Frecciabianca, but sometimes you can find special offers also for Frecciabianca tickets.

# BERGAMO

From Milano-BERGAMO (Orio al Serio airport) you have to take the bus „Orio shuttle“ to Milano Centrale (railway station). The bus leave from Arrivals, Platform 2 every half an hour and it takes about 50 minutes to arrive in the Milano Centrale train Station.

The ticket costs 5€.

You can check the timetable and you can also buy it on line at this website [http://www.orioshuttle.com/\\_eng/](http://www.orioshuttle.com/_eng/) choose the yellow one (number 1) „Orio al Serio > Milan Central Station“

Then you will take a train from Milano to Vicenza.

There are trains from Milano to Vicenza every hour, anyway you can check the site of the Italian railway station, there is an English version, so it will not be difficult for you.

The site is: <http://www.trenitalia.com/>

Prices go from 14,30€ up to 28,00€... The regional trains are cheaper than Frecciabianca, but sometimes you can find special offers also for Frecciabianca tickets.

## Option 1

From TREVISO airport you have to take the bus to the train station of Venezia-Mestre :

[http://www.atvo.it/index.php?lang=en&area=23&menuid=36&view\\_pc#](http://www.atvo.it/index.php?lang=en&area=23&menuid=36&view_pc#)

here you have the timetable

<http://www.atvo.it/en-airport-service.html>

The ticket costs 10€ one way (return ticket 18€ with 10 days validity). You can buy it online, (they say that you have a discount but it is not true... it costs the same also in the automatic ticket machine), or on board Ryanair flights or in the automatic ticket machine/ticket office in the airport.

Then you will take a train from Venezia-Mestre to Vicenza.

There are trains from Mestre to Vicenza very often, anyway you can check the site of the Italian railway station, there is an English version, so it will not be difficult for you. The site is: <http://www.trenitalia.com/> Prices go from 4,75€ up to 9,00€... The regional trains are cheaper than Frecciabianca, and it takes about 30 minutes more.

## Option 2

From TREVISO airport you have to take the bus N.6 to the train station Treviso Centrale. Tickets are available at the airport / train station (€ 1,20) or in bus (€ 2,50, the driver is not obliged to give change). Bus stops are in front of the airport and train station.

Here is the timetable

[http://www.venicetrevisoairportbed.com/treviso\\_veneto\\_italy\\_information/treviso\\_airport\\_treviso\\_train\\_station\\_bus\\_timetable.html](http://www.venicetrevisoairportbed.com/treviso_veneto_italy_information/treviso_airport_treviso_train_station_bus_timetable.html)

Then you will take a train from Treviso Centrale to Vicenza.

There are trains from Treviso to Vicenza very often, anyway you can check the site of the Italian railway station, there is an English version, so it will not be difficult for you. The site is:

[https://www.lefreccce.it/B2CWeb/search.do?](https://www.lefreccce.it/B2CWeb/search.do?parameter=changeLanguage&cFID=174Cm8YSf7Al&lang=en&cFID=174Cm8YSf7Al&cFID=174Cm8YSf7Al&lang=en&searchOutputPg=y)

[parameter=changeLanguage&cFID=174Cm8YSf7Al&lang=en&cFID=174Cm8YSf7Al&cFID=174Cm8YSf7Al&lang=en&searchOutputPg=y](https://www.lefreccce.it/B2CWeb/search.do?parameter=changeLanguage&cFID=174Cm8YSf7Al&lang=en&cFID=174Cm8YSf7Al&cFID=174Cm8YSf7Al&lang=en&searchOutputPg=y)

# VENICE

From Venice airport you have to take the bus to the train station of Venezia - Mestre:  
<http://www.atvo.it/index.php?lingua=en&area=menustandard&idpadre=23&idmenu=35>  
here you have the timetable

<http://www.atvo.it/>

The ticket costs €6 (€ 11 round trip). You can buy it online (you can have a discount but only if you buy more than one ticket), or in the automatic ticket machine/ticket office in the airport.

Then you will take a train from Venezia-Mestre to Vicenza.

There are trains from Mestre to Vicenza very often, anyway you can check the site of the Italian railway station, there is an English version, so it will not be difficult for you.

The site is: <http://www.trenitalia.com/>

Prices go from 4,75€ up to 9,00€... The regional trains are cheaper than Freccia Bianca, and it takes about 30 minutes more.

# VERONA

From VERONA airport you have to take the bus to Verona Porta Nuova (railway station). The Aerobus service from the airport to the train station runs every 20 minutes, every day of the week. To check the bus connections to the train stations of Verona Porta Nuova:

[http://www.aeroporto.verona.it/en/aerobus\\_t2](http://www.aeroporto.verona.it/en/aerobus_t2)

The ticket costs 6€.

Then you will take a train from Verona to Vicenza.

There are trains from Verona to Vicenza every hour, anyway you can check the site of the Italian railway station, there is an English version, so it will not be difficult for you. The site is: <http://www.trenitalia.com/>

Prices go from 4,75€ up to 16,00€... The regional trains are cheaper than Freccia Bianca, and it takes only 15 minutes more.

# BOLOGNA

From BOLOGNA airport you have to take the bus "BLQ line" to Bologna Central train station. Aerobus tickets can be purchased on board. One way Aerobus ticket from/to Airport is € 6,00. The bus takes about 20 minutes to arrive in the train Station.

You can check the timetable on line at this website (2nd page, AEROPORTO - BOLOGNA STAZIONE CENTRALE)

[http://www.tper.it/sites/tper.it/files/ORARI/tper\\_Bo040.pdf](http://www.tper.it/sites/tper.it/files/ORARI/tper_Bo040.pdf)

Then you will take a train from Bologna to Vicenza.

There are trains from Bologna to Vicenza every hour, anyway you can check the site of the Italian railway station, there is an English version, so it will not be difficult for you.

The site is: <http://www.trenitalia.com> Prices go from 13,05€ up to 29,00€...

The regional trains are cheaper than Freccia trains, but sometimes you can find special offers also for Freccia tickets.



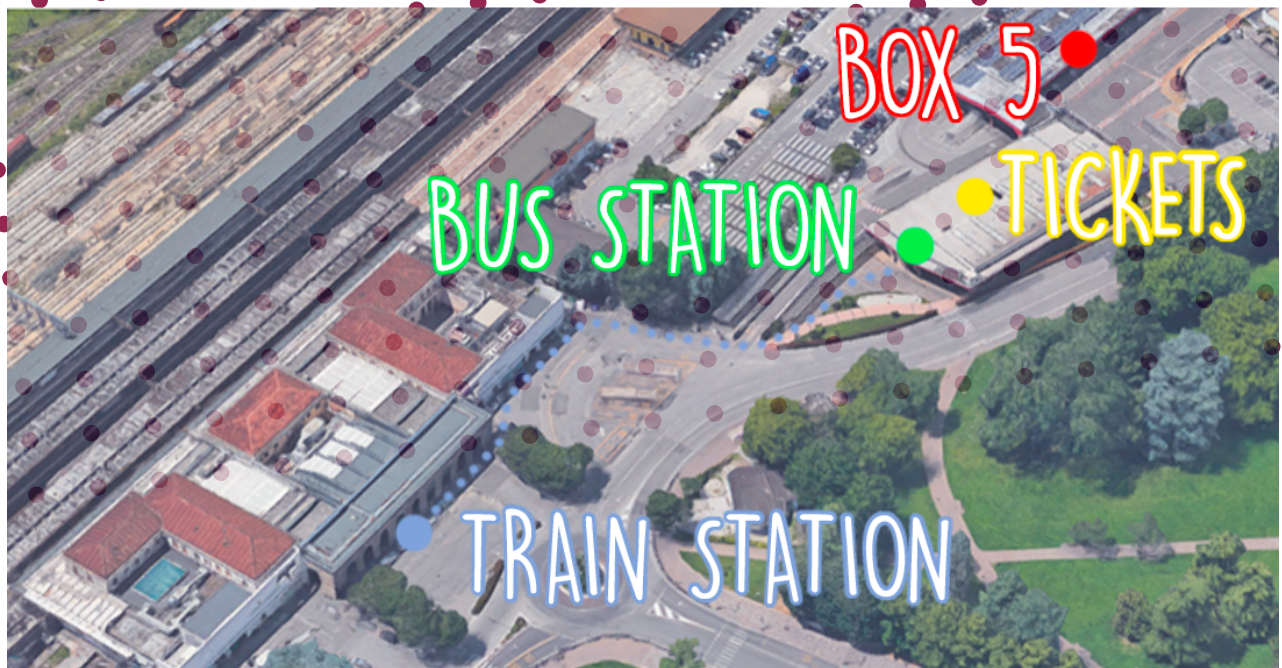
# HOW TO REACH RECOARO TERME

Once you reach Vicenza's train station, you've to take a bus to Recoaro Terme. You have to walk out and stand with the train station behind you (And the rondel in front of you), the bus station is going to be on your left side, so just turn left and walk about 150m to reach the bus station (green point) - follow the blue line in the map.



VICENZA'S BUS STATION

VICENZA'S TRAIN STATION



Once you have entered the Vicenza's bus station, you should buy the bus ticket (yellow point at the map above)



You can do it at the ticket's office or in the tabaccheria inside (a small shop with a lot of things), or even on board (be aware that if you buy it on board, could be more expensive or happen some problems with the change, so that should be the last alternative).

To ask for the ticket you can try to ask it in Italian saying "Vorrei un biglietto per Recoaro per favore", or just use English, they usually get it.

The bus that you are going to take is Linea 1 to Recoaro and will leave from box 5 (red point). The bus leaves almost every half hour, and takes around 1hour and 15min to arrive to Recoaro.

Here you can check the timetable:

<http://www.svt.vi.it/orari-percorsi/ricerca-orari-percorsi>

Once you are already on board, after 1hour you should be at Valdagno station, and that means that you are getting closer to Recoaro (15min no much more), so keep your eyes open.

A photograph of Valdagno Station. The station is a brick building with a green arched entrance. There are trees in the foreground and a blue car parked on the street. The text "VALDAGNO STATION" is overlaid in white, stylized font.

VALDAGNO STATION


A photograph of a street in Recoaro. The street is paved and has "STOP" written on it. There are buildings and mountains in the background. The text "WELCOME TO RECOARO!!" is overlaid in white, stylized font.

WELCOME TO RECOARO!!



# HOW TO REACH THE HOTEL

The hotel is located on the same street (Via Roma) as the bus stop, so just walk around 500m straight ahead and you will find a passage on the right side that will takes you to Hotel Trettenero.



# WHAT TO BRING WITH YOU?

**Attention!!! We need to know in time if you have particular necessities regarding food (vegetarian/vegan) and allergies.**

**Please, let us know by filling in this registration form:**

**<https://forms.gle/NiAbPnEPQEtpUGYp6>**

- **MEDICINES - IF YOU NEED THEM (ANTI-ALLERGY PILLS, PAIN KILLERS, ASPIRIN ETC.);**
- **YOUR PASSPORT OR ID CARD;**
- **YOUR EU INSURANCE CARD;**
- **ALL YOUR TRAVEL TICKETS (IF YOU WANT THE REIMBURSEMENT; FOR WHAT CONCERNS THE FLIGHT TICKET, REMEMBER TO KEEP THE BOARDING PASS À "A BOARDING PASS IS A DOCUMENT PROVIDED BY AN AIRLINE DURING CHECK-IN, GIVING A PASSENGER PERMISSION TO BOARD THE AIRPLANE FOR A PARTICULAR FLIGHT. AS A MINIMUM, IT IDENTIFIES THE PASSENGER, THE FLIGHT NUMBER, AND THE DATE AND SCHEDULED TIME FOR DEPARTURE. IN SOME CASES, FLYERS CAN CHECK IN ONLINE AND PRINT THE BOARDING PASSES THEMSELVES");**
- **ANY MUSIC YOU LIKE ESPECIALLY MUSIC IN YOUR OWN LANGUAGE;**
- **NATIONAL SNACKS, DRINKS, EASY FOOD, SPECIALTIES FOR INTERCULTURAL EVENING;**
- **INTRODUCTION OF YOUR ORGANIZATIONS: PLEASE BRING SOME INTRODUCTION MATERIALS ABOUT YOUR ORGANIZATION;**
- **OTHER STUFF YOU MIGHT NEED (CAMERA/FILM, TOILET THINGS, ETC.)**

**As you have the exact timetable of your trip,  
please inform us in order to manage your  
welcome at the following e-mail address:  
[progettazione@studioprogetto.org](mailto:progettazione@studioprogetto.org)**

**Have a nice trip to Italy!**

**Studio Progetto staff**

**(Alessandra +39 335 329542 and  
Andrea +39 335 329552).**