



Udruga za poticanje razvoja ljudskih potencijala i kreativnosti Prizma
Hrvatske bratske zajednice 18, 23440 Gračac

Web: www.udrugaprizma.hr **Email:** info@udrugaprizma.hr
OIB: 11310394001 **RNO:** 0369349 **IBAN:** HR8923400091110783360

Creative Learning Environment in Non-Formal Education

Veli Iž, Croatia

Preparatory Visit

6 - 7 October 2023 + travel days

Training course

3 - 9 November 2023 + travel days



Co-funded by
the European Union

Co-funded by the Erasmus+ Programme of the European Union.
This publication reflects the views only of the author, and the
Commission cannot be held responsible for any use which may be made
of the information contained therein.

Contents

Contents	2
Introduction	3
Methodology & Working flow	3
Training programme	5
Participants profile	5
Accommodation, working venue and food	6
Travel guide	6
Reaching the island	8
Financial conditions	9
Other information	10
Partners	11

Introduction

Youth organizations and youth workers who work in contexts characterized by a high risk of social marginalization of youth or work with youth who are coming from multi-ethnic and multi-cultural backgrounds, and/or with youth with fewer opportunities, often need innovative techniques and tools to create and maintain youth participation. The training course will focus on aspects of inclusion and multicultural youth work giving special attention to creating a welcoming learning environment and thinking about aspects of motivation to participate.

Creative Learning Environment in Non-Formal Education training course aims to increase the quality of youth work of partner organizations in working with youth from diverse cultural backgrounds and youth with fewer opportunities. The activity's aim will be achieved through three specific objectives:

- increasing knowledge and skills of partners' youth workers related to non-formal education and creative learning environment concepts by using visual art and music to boost social inclusion and active participation among youth
- equipping youth workers with non-formal tools and methods using visual art and music for youth work
- exchanging experiences of participating organizations on how to use non-formal education, visual art, and music for social inclusion and active participation among youth.

Methodology & Working flow

The activity includes a preparatory stage, training course, dissemination, and follow-up. In the **preparation phase**, participants will be engaged in a task-related exercise. Each partner together with participants will need to prepare a non-formal activity that lasts 90 minutes and is connected with visual art or music that focuses on the topic of the project to be shared/led during the training course. Activity templates will be provided in advance, and participants will have to fill in and send them before the training course starts in order to facilitate the activities in a timely manner, for example, find needed materials to implement the activity.

We will use non-formal education methods during the training course based on visual art and music. These will include drawing, painting, sculpture, and participatory methods using music. Training sessions will include learning by doing and experiential learning, case studies, presentations, group & individual work, games, exchange of skills, knowledge, experiences, and good practice in the

field of youth work. The program will be based on participatory methods in order to offer space for interaction between participants and sharing of ideas.

Participants will gain an understanding of non-formal education, how to use visual art and music to develop teamwork spirit, facilitate learning, encourage critical thinking, use it for reflecting on the learning process, work on personal growth among participants, create a safe and inclusive space, ensure that the learning environment is physically and emotionally safe for all participants, encourage open communication, respect for diverse perspectives, and develop a sense of belonging. They will develop skills for creating effective creative learning environments to facilitate learning based on the needs of youth, especially, youth with fewer opportunities. Special attention will be given to the debriefing and reflection on how to use non-formal methods and activities with organizations' target groups. Debriefing is often underestimated and in a non-formal context, it is highly important to reflect on a learning experience in order to deepen the learning.

During the training course, we are going to encourage participants to reflect on their learning process and support them in writing a Youthpass certificate. At the end of the training course, we are going to provide a Youthpass certificate to all participants. In the spirit of informal and non-formal learning, there will be space for participants to contribute to the program with their own knowledge and skills, and undertake their own analyses, including reflections on competencies acquired during the training course.

In the **dissemination** and follow-up phase, activity results are going to be disseminated through partners' networks. The dissemination strategy is going to be agreed upon during the preparatory visit and the training course according to the partners' needs and capacities. Finally, together with other staff in their organization, participants are going to evaluate the activity results six months after its end to measure its success. For that purpose, they will fill in an evaluation form designed by Udruga Prizma.

Therefore, we emphasize that participants need to be ready and willing **to participate in preparation and dissemination activities** too, not just the training course.

Training program

	02.11.2023. Arrival day Thursday	03.11.2023. Day 1	04.11.2023. Day 2	05.11.2023. Day 3	06.11.2023. Day 4	07.11.2023. Day 5	08.11.2023. Day 6	09.11.2023. Day 7	10.11.2023. Departure day Friday
8:00	Breakfast	Breakfast	Breakfast	Breakfast	Breakfast	Breakfast	Breakfast	Breakfast	Breakfast
9:00	Intro to the day	Intro to the day	Intro to the day	Intro to the day	Intro to the day	Intro to the day	Daily reflection	Intro to the day	
9:30	Getting to know each other	Creative Learning Environment: Participatory Music	Creative Learning Environment: Drawing	Open Space for Exchange of Methods	Open Space for Exchange of Methods	Open Space for Exchange of Methods	Open Space for Exchange of Methods	Planning Dissemination	
10:15	Hopes, fears, expectations, contributions								
11:00	Coffee break	Coffee break	Coffee break	Coffee break	Coffee break	Coffee break	Coffee break	Coffee break	
11:30	Introduction to the Programme	Creative Learning Environment: Social Inclusion	Creative Learning Environment: Participatory Music	Open Space for Exchange of Methods	Open Space for Exchange of Methods	Open Space for Exchange of Methods	Open Space for Exchange of Methods	Self-assessment for Youthpass Certificate	DEPARTURES
	Youthpass								
12:15	Creative Learning Environment: Multicultural practice in youth work								
13:00	Lunch	Lunch	Lunch	Lunch	Lunch	Lunch	Lunch	Lunch	
15:30	Energiser	Energiser	Energiser	Mid-Evaluation	Energiser	Energiser	Energiser	Energiser	
15:45	ARRIVALS	Creative Learning Environment: Sculpture	Creative Learning Environment: Painting	Creative Learning Environment: Clay	Outdoor Learning Experience: Farm	Open Space for Exchange of Methods	Open Space for Exchange of Methods	Final Evaluation	
17:15		Daily reflection	Coffee Break	Coffee Break		Coffee Break	Coffee Break	Coffee Break	Coffee Break
17:30			Daily reflection	Daily reflection		Open Space for Exchange of Methods	Open Space for Exchange of Methods	Youthpass Ceremony	
18:00		Free time							
18:30									
19:00	Dinner	Dinner	Dinner	Dinner	Barbecue night	Dinner	Dinner	Dinner	
20:00	Free time	Free time	Free time	Free time	Free time	Free time	Free time	Free time	

Participants profile

Residents of Croatia, Estonia, Germany, Hungary, Italy, Poland, Portugal, Slovakia, Slovenia, and Spain, above 18 years old, actively involved in the field of youth work (project manager, project coordinator, teacher, social worker, youth worker, volunteer, animator, etc.), and working with youth with fewer opportunities and youth from diverse cultural backgrounds. Experience in activities related to visual art and music, a creative learning environment, social inclusion, and nonformal education is an advantage. **Two participants** are going to be selected from each partner organization.

Experience in the field of youth work and motivation are decisive in selecting the participants. Please fill out the application form completely and with dedication.

[APPLY NOW](#) (click)

Accommodation, working venue and food

Iž Island has become a central point for the activities of Prizma after we opened the socio-cultural center Školj for training, exchanges, and cultural events. The town of Veli Iž and its 400 inhabitants reside on the northern coast of the island. The former fishing village has a boat and ferry operating regularly to Zadar. Veli Iž is known for its traditional pottery pieces, called Iški Lopiži, and for the olive oil.

Training sessions will take place in “DKC Školj”. The venue has an indoor and outdoor space by the sea. Participants will be accommodated in nearby apartments with shared rooms.

Food (breakfast, lunch, dinner, and coffee breaks), accommodation, and materials necessary for participating in training sessions will be provided by the coordinating organization. During the program, we are having an **intercultural evening**, so please bring some traditional food from your country.



Travel guide

Please do not buy flight tickets before our approval. To enter Croatia you will need a valid passport or, for citizens of the EU, a personal identity card will be enough.

Flying to Zadar

We recommend you to fly to Zadar (the closest airport to Veli Iž), but you can also fly to Zagreb or Split. It takes about 45 minutes from airports in Zagreb and Split to reach a bus or train terminal from where you can continue your trip to Zadar.

Below you can find websites where you can check timetables and buy tickets. Timetables can change according to the time of the year and will be announced on the website. If it is not possible to buy a ticket online, don't worry, you can buy a ticket at the station. We recommend buying return bus tickets, but be sure to check the return schedule also because a return ticket must be used with the same bus operator.

Reaching Zadar by bus

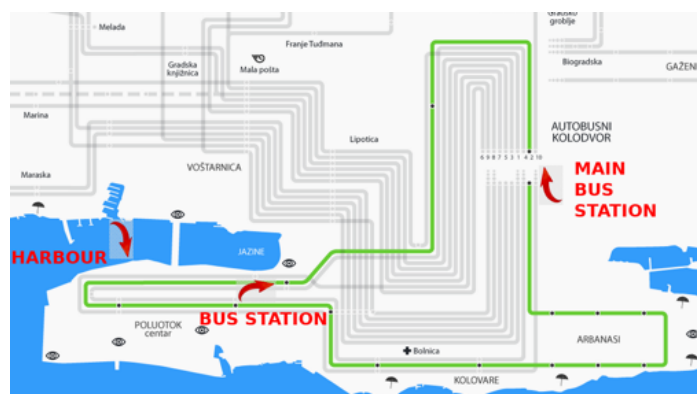
- from Zadar Airport - [schedule](#);
- from Split - [schedule](#);
- from Zagreb - [schedule](#).

Split Airport is connected both to Split (20 km) and to Trogir (just 6 km). There are many buses connecting Trogir and Zadar, so this is another travel option. There are no suitable train connections to Zadar.

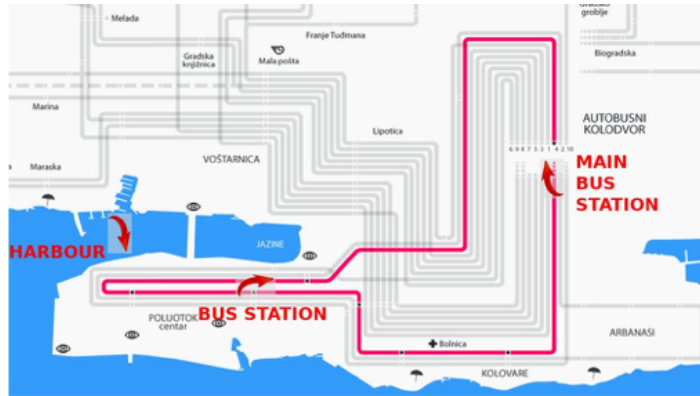
From Zadar Bus Terminal to Zadar Harbour

When you arrive at Zadar Bus Terminal, take a local bus to **Zadar Harbour** in the Old Town (do not go to the harbor Gaženica which is in the opposite direction). Take a [bus line](#) 2 or 4 to the bus stations near the harbor on Poluotok (peninsula). Ask the driver to tell you where it is more convenient and closest to get out at the harbor in the Old Town of Zadar.

If you decide to [walk](#), it takes around 30 minutes to arrive from the bus station to the harbor. You can use the [Next Bike](#) service as well. Next Bike stations are located in front of the bus station and in front of the harbour in the Old Town.



Bus line 2



Bus line 4

Reaching the island

There are two boat connections between Zadar Harbour and Veli Iž. [Jadrolinija](#) and [GV – Zadar](#). Please consult the catamaran/ferry timetables before searching for flight tickets and wait for our confirmation before buying the flight tickets.

Preparatory Visit

Boat schedule for Thursday 5 October 2023:

10:30 AM Zadar → 11:25 Veli Iž (Jadrolinija lines)
 16:30 PM Zadar → 16:15 PM Veli Iž (Boat “Anamarija” of GV Lines)
 20:00 PM Zadar → 21:05 PM Veli Iž (Boat “Melita” of GV Lines)

Boat schedule for Friday 6 October 2023:

10:30 AM Zadar → 11:25 Veli Iž (Jadrolinija lines)

Boat schedule for Saturday 7 October 2023:

12:10 PM Veli Iž → 13:05 PM Zadar (Jadrolinija lines)
 16:20 PM Veli Iž → 18:20 PM Zadar (Boat “Anamarija” of GV Lines)

Boat schedule for Sunday 8 October 2023:

14:55 PM Veli Iž → 16:10 PM Zadar (Boat “Anamarija” of GV Lines)
 18:35 PM Veli Iž → 19:50 PM Zadar (Boat “Anamarija” of GV Lines)

Training course

Boat schedule for Thursday 2 November 2023:

10:30 AM Zadar → 11:25 Veli Iž (Jadrolinija lines)

16:30 PM Zadar → 16:15 PM Veli Iž (Boat "Anamarija" of GV Lines)

20:00 PM Zadar → 21:05 PM Veli Iž (Boat "Melita" of GV Lines)

Boat schedule for Friday 10 November 2023:

6:10 AM Veli Iž → 7:25 AM Zadar (Boat "Anamarija" of GV Lines)

12:40 PM Veli Iž → 13:35 PM Zadar (Jadrolinija lines)

Boarding time always starts 30 minutes before departure. The departure location is "Zadar" and the arrival location is "Veli Iž" or "Iž Veli". There is the possibility of arriving in Bršanj (Iž) which is another village on the island, but there is no public transport, therefore, we would need to organize car transport for you in that case. The boat leaves from Zadar Harbour, which doesn't have a precise address - the coordinates are 44°07'05.8"N 15°13'26.5"E.

Where to buy the ticket? Ticket offices are close to the departure place.

G&V Line Iadera

Poljana Natka Nodila, Zadar

+385 23 250 733

info@gv-zadar.hr

Jadrolinija Zadar Old Town

Liburnska obala 4, Zadar

+ 385 72 30 33 37

ag.zadar@jadrolinija.hr

Ticket costs around 3 EUR payable by cash and card. Ask the ticket office for the name of the boat. You can also buy tickets online.

We will wait for you just in front of the arrival point of the boat on Veli Iž, and take you to your accommodation. If arriving in Bršanj we will organize a car to pick you up.

Financial conditions

Travel costs

Please **save all original travel documents** (public transport tickets: flight tickets, boarding passes, bus and train tickets). We will not be able to reimburse travel expenses incurred by private carriages such as taxis, Uber, or Bolt if public

transport is available. Carpooling is eligible (minimum of two passengers in a vehicle). Travel costs will be reimbursed following the submission of original travel documents. We encourage you to use online check-in to minimize the effect on the environment and reduce administrative paperwork.

Reimbursements are going to be executed through bank transfer to the participant's sending organization up to the maximum amount listed below. The maximum travel budget:

Croatia	23 €	Estonia	275 (320)€	Germany	275 (320)€
Hungary	180 (210)€	Italy	180 (210)€	Poland	275 (320)€
Portugal	530 (610) €	Slovakia	275 (320)€	Slovenia	180 (210)€
Spain	275 (320)€				

Green travel: travels that use low-carbon emission for the main part of the travel such as buses, trains and car-pooling. The Erasmus+ programme foresees up to 4 days of additional individual support in case of green travel.

Health and travel insurance

We strongly encourage you to bring a **European Health Insurance card**.

The European Health Insurance Card (or EHIC) is issued free of charge and allows anyone who is insured by or covered by a statutory social security scheme of the EU to receive medical treatment in another member state for free or at a reduced cost if that treatment becomes necessary during their visit. It covers treatment that is needed to allow you to continue your stay until your planned return. It also covers the treatment of pre-existing medical conditions and routine maternity care, as long as you're not going abroad to give birth.

The EHIC is not an alternative to travel insurance. It does not cover any private medical healthcare. Therefore, it is important to have both an EHIC and a valid private travel insurance policy. **Udruga Prizma is going to purchase travel insurance for all selected participants.**

Other information

Emergency numbers

Here is a list of the most important telephone numbers in Croatia:

- (+385) 112 – emergency number
- (+385) 192 – police
- (+385) 193 – fire brigade
- (+385) 194 – ambulance
- (+385) 1987 – road assistance
- (+385) 1 4640 800- HAK (Croatian automobile club)
- (+385) 18981 – general information

Official currency

The official currency in the Republic of Croatia is euro (EUR).

[Weather condition in October](#)

[Weather condition in November](#)

Partners



Croatia

Udruga Prizma
udrugaprizma.hr
Silvestar Petrov
info@udrugaprizma.hr
+385 98 959 7680.



Estonia


Seiklejate Vennaskond
seiklejad.org
Eleri Paatsi
seiklejate.vennaskond@gmail.com
+37253020278



Germany
Dreaming OPENly e.V.
dreamingopenly.com
Federico Giordano Mederos
dreamingopenly@gmail.com
+34698132835



Hungary
Lélektér Alapítvány
lelekteralapitvany.com
Emese Takáts
lelekter@gmail.com
+36306509878



Italy
Associazione Ottovolante
associazioneottovolante.com
Davide Banin
associazioneottovolante@gmail.com
+393486882687



KAMAN

Poland
KAMAN foundation
kamanedu.org
Natalia Kedzia
fundacja.kaman@gmail.com
+48607193474

**EASTERN
THEATRE
FOUNDATION**



Poland
Eastern Theatre Foundation
teatrwschodni.pl
Magdalena Olbromska / Łukasz Wójtowicz
+48 503 976 134 / +48 504 958 252
teatrwschodni@gmail.com

Portugal
Teatro Metaphora
teatrometaphora.org
José Rodrigues
tmetaphora@gmail.com
josebarros7@gmail.com
+351966359194



Slovakia

Youthfully Yours
youthfullyyours.sk/en/vision_mission/
Ludmila Nevidanska
info@youthfullyyours.sk
+421944339508



Slovenia

Boja
kudaacboja.wordpress.com
Francisco Tomisch
boja.izola@gmail.com
+38630734370



Spain

Fundación Splora
splora.es
Nacho Salgado
+34686909515
europa@splora.es

For any inquiry, assistance or help please contact your sending organization, or directly Udruga Prizma - **Silvestar Petrov** +385 98 959 7680.