



Co-funded by
the European Union



CTRL+ALT+NATURE

RECOARO TERME (VI)
20 - 27 APRIL 2026

OVERALL AIM OF THE PROJECT

To strengthen the competences of 27 youth workers from 9 partner organisations to design and facilitate offline and digital game-based learning activities in natural environments, by implementing a one-week international training course that equips participants with practical tools to combine games, outdoor education and non-formal learning in inclusive, participatory and environmentally responsible youth work practice.





METHODOLOGY



Our project is based on non-formal education, using a learner-centred, experiential and participatory methodology. The training course is structured as a progressive learning journey in which participants actively experience offline and digital games in natural environments, analyse their educational potential, and design their own game-based activities.

Learning takes place through learning by doing: participants play games, engage in outdoor challenges, test activities in nature, and reflect on their experiences. Each activity is followed by guided reflection and debriefing, supporting understanding of learning outcomes, group dynamics and facilitation techniques. Daily reflection groups and sharing circles ensure continuous learning awareness and personal development.

Outdoor and nature-based learning is a core element of the methodology, offering space for exploration, cooperation, wellbeing and environmental awareness. Digital tools are used in a supportive and limited way, mainly to enhance observation, storytelling, interaction or reflection, while preserving the primacy of face-to-face learning and direct experience in nature.

An experienced international trainers' team ensures a safe learning environment, inclusive group processes and methodological coherence, supporting participants throughout the learning journey and encouraging peer learning and intercultural exchange.

WHO CAN PARTICIPATE?



Youth workers, youth leaders, trainers and facilitators (20+)

Staff members and volunteers of youth organisations, NGOs, youth centres and community initiatives

Youth workers working with diverse groups of young people, including young people with fewer opportunities

Participants interested in offline and digital game-based learning, outdoor education and innovative youth work methods

Youth workers motivated to apply and share learning outcomes in their local communities

Participants must be 20 years old or above, legally residing in one of the partner countries, and able to work in English at a conversational level to fully benefit from the international learning environment.

ACCOMODATION

HOTEL TRETTENERO

Via Vittorio Emanuele, 16 - 36076
Recoaro Terme (VI), Italia

To get more information about the
accommodation you can look through
the [website](#) of the hotel



PROGRAMME

- Studio Progetto has the right to modify the programme according to the group dynamics

HOURS	ARRIVAL DAY 20/04	DAY 1. Getting to know day 21/04	DAY 2. Intro of offline and digital youth work 22/04	DAY 3. Day of Gamification 23/04
8.00 - 9.00		BREAKFAST	BREAKFAST	BREAKFAST
9.00 - 13.00		<p>Welcoming Ice breakers Getting to know each other Introduction to the training programme, Non-formal education, Youthpass, Erasmus+ objectives and priorities</p>	<p>What is youth work? Formal, non-formal, informal education</p> <p>Skills of a youth worker: Reflection on facilitating both offline & hybrid activities</p>	<p>What Is a Game? What Is Gamification? Exploring Offline and Digital Play in Youth Work Playing and Analysing Games – From Experience to Learning Design</p>
13.00 - 15.00		LUNCH	LUNCH	LUNCH
15.00 - 18.30	ARRIVAL PARTICIPANTS OF	Youth Goals in Action – Experiencing European Priorities Through Games	<p>Outdoor education methods Reflection on when digital supports / disturbs outdoor learning</p>	<p>Cultural Afternoon in Recoaro Terme – Exploring the City Through Digital Storytelling</p>
18.30 - 19.00		Reflection groups	Reflection groups	Reflection groups
19.30 - 20.30	DINNER	DINNER	DINNER	DINNER
20.30 - ...	FREE EVENING	International evening with local guests	Treasure hunting evening	Movie evening

PROGRAMME

- Studio Progetto has the right to modify the programme according to the group dynamics

HOURS	DAY 4. Day of online and offline game development 24/04	DAY 5. Day of Games in Action & Reflection 25/04	DAY 6. Day of local and European projects 26/04	DEPARTURE DAY 27/04
8.00 - 9.00	BREAKFAST	BREAKFAST	BREAKFAST	BREAKFAST
9.00 - 13.00	From Learning Objectives to Game Experience – Designing Educational Offline and Online Games Team formation & concept design	Games in Action – Facilitating Offline and Digital Games in Nature	Future cooperation in European level focusing on Erasmus+ programme Dissemination plan in local levels	DEPARTURE OF PARTICIPANTS
13.00 - 15.00	LUNCH	LUNCH	LUNCH	
15.00 - 18.30	Game Development Lab – Prototyping Offline and Online Game Elements	Games in Action – Facilitating Offline and Digital Games in Nature	Making Learning Visible – Youthpass and the ETS Competence Model The Final Level – Game-Based Evaluation of the Training	
18.30 - 19.00	Reflection groups	Reflection groups	Reflection groups	
19.30 - 20.30	DINNER	DINNER	DINNER	
20.30 - ...	Testing evening	Self-organised evening	Closing the Circle – Farewell Evening	



REACHING RECOARO



The TC will take place in Recoaro Terme, a town and municipality in the province of Vicenza, Veneto, in the North of Italy, that is known for its mineral spring waters .



Let's make it simple and divide your trip in 3 fundamental steps:

- Get to Vicenza train station
- Get to Recoaro's bus station
- And finally get to the Hotel Trettenero



Nearest airports

- Verona
- Venice/ Treviso
- Venice Marco Polo

A bit farther but still doable:

- Bologna
- Milano Bergamo
- Linate
- Malpensa

VICENZA FROM VERONA




From VERONA airport you have to take the bus to Verona Porta Nuova (railway station). The Aerobus service from the airport to the train station runs every 20 minutes, every day of the week.

Once you are in Verona train station, there are trains from Verona to Vicenza every hour. The regional trains are cheaper than Frecciarossa, but it takes a bit more time.

BUS

TRAIN



VICENZA FROM TREVISO

variant 1




From TREVISO airport you have to take the bus to the train station Treviso Centrale. You can buy the ticket online or in the infopoint of the airport.

Once you are in Treviso Centrale , there are trains from Treviso to Vicenza every hour. The regional trains are cheaper.

BUS

TRAIN



VICENZA FROM TREVISO

variant 2



From TREVISO airport you can take the bus to the train station of Venezia-Mestre. The ticket costs 12€ one way (return ticket 22€ with 10 days validity). You can buy it online or on board Ryanair flights or in the automatic ticket machine/ticket office in the airport.


Once you are in Venezia-Mestre train station, there are trains from Venezia-Mestre to Vicenza every hour. The regional trains are cheaper and as fast as Frecciarossa.



BUS



TRAIN




VICENZA FROM VENICE MARCO POLO



From Venice airport you have to take the bus to the train station of Venezia-Mestre. The ticket costs €12 (€ 20 round trip). You can buy it online, or in the automatic ticket machine/ticket office in the airport.

Once you are in Venezia-Mestre train station, there are trains from Venezia-Mestre to Vicenza every hour. The regional trains are cheaper and as fast as Frecciarossa.



BUS


TRAIN

VICENZA FROM BERGAMO ORIO AL SERIO



From Milano-BERGAMO (Orio al Serio airport) you have to take the bus “Orio shuttle” to Milano Centrale (railway station). It takes about 50 minutes to arrive in the Milano Centrale train Station. The ticket costs 10€. You can buy it online or at the driver (it will cost you a bit more)


Once you are in Milano Centrale train station, there are trains from Milano to Vicenza every hour. Frecciarossa is 1h faster than regional trains and almost the same price if you order early.



BUS


TRAIN

VICENZA FROM MALPENSA



From Malpensa airport you have to take the Malpensa express, the train goes to Milano Centrale (railway station) 20 times every days. The ticket costs 15€ one way (return ticket 25€ with 30 days validity). You can buy it online or in the infopoint of the airport.

Once you are in Milano Centrale train station, there are trains from Milano to Vicenza every hour. Frecciarossa is 1h faster than regional trains and almost the same price if you order early.



MALPENSA
EXPRESS


TRAIN

VICENZA FROM LINATE



From Milano Linate you have 2 options to get to Milano Centrale, you can take Linate shuttle (ticket cost 7€) or take the metro and go till San Babila stop, then you can change and take the red line or you can have a short walk enjoying the street view of Milan and arrive to Duomo, then you have to take the yellow line using the same ticket and arrive to Milano Centrale.

Once you are in Milano Centrale train station, there are trains from Milano to Vicenza every hour. Frecciarossa is 1h faster than regional trains and almost the same price if you order early.



SHUTTLE

TRAIN

VICENZA FROM BOLOGNA



From Bologna airport you have to take Marconi Express that will take you to Bologna Centrale Station. One way ticket will cost you 12,80 euros, round trip - 23,30 euros.


Once you are in Bologna Centrale train station, there are trains from Bologna to Vicenza every hour. Frecciarossa is 1h faster than regional trains and almost the same price if you order early.

Or there is also the Flixbus option.

MARCONI
EXPRESS

FLIXBUS

TRAIN



ONCE ARRIVED IN VICENZA



Once you're in Vicenza's train station, you have to take a bus to Recoaro. You have to walk out the station and go to the left and walk about 150m to reach the bus station. The bus leaves almost every half an hour, and takes less than 1,5 hour to arrive in Recoaro.

You can buy the ticket at the ticket machine, ticket's office or in the tabaccheria inside. The ticket costs 6 euros. You can try to ask it in Italian saying "Vorrei un biglietto per Recoaro per favore", they usually get English. The bus that you are going to take is Linea E01 to Valdagno/Recoaro Terme and will leave from box 5.



[BUS
timetable](#)





HOW TO REACH THE HOTEL

The hotel 'Trettenero' is around 5 minutes from the station on foot



FINANCIAL CONDITION



All accommodation and food costs will be covered by the project. Travel costs will be reimbursed according to the distance band fixed by the European Commission. You will receive back your travel costs up to the amount stated by the European Commission according to the distance band (see the table below), by giving us all your tickets, boarding passes and bills related to the travel. The reimbursement will be paid **ONLY** by bank transfer after receiving all the tickets.

DISTANCE BAND	AMOUNT REIMBURSED	GREEN TRAVEL*
Between 100 and 499 KM	211 €	285 €
Between 500 and 1999 KM	309 €	417 €
Between 2000 and 2999 KM	395 €	535 €
Between 3000 and 3999 KM	580 €	785 €

*Travel that use low-emissions means of transport for the main part of the travel, such as bus, train or car-pooling (instead of plane) receive a bigger amount of reimbursement.



Co-funded by
the European Union



Thank You So Much!

—• PROGETTAZIONE@STUDIOPROGETTO.ORG •—